



ILLURE

CLASSIC
Downlights

SPECIFICATIONS OVERVIEW:

Trim Finish	White, Black
Reflector	Matt Silver, White, Black
Colour Temperature	3000K, 4000K (others on request)
Beam Angle	25°, 50°
LED Power	7.5W, 11W
LED	CRI >90, L80 B10/50,000hr, <3SDCM
Controls	Non-Dim, Phase Dim, 1-10V, DALI
COI	Compliant (4000K only)
IP Rating	IP54
Warranty	5 Years



SPECIFICATIONS CODES:

ILD75-7.5W 600-650 Lm nominal (CITIZEN LED)

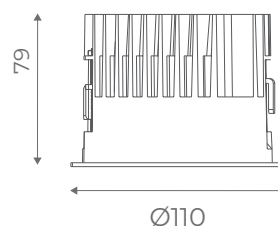
Code	LED output	Module output	LED Voltage	LED Current	LED Power	CRI	CCT	BEAM
ILD75-7.5W-930-25	900 lm	600 lm	31 V	250 mA	7.5W	>90	3000K	25°
ILD75-7.5W-940-25	950 lm	650 lm	31 V	250 mA	7.5W	>90	4000K	25°
ILD75-7.5W-930-50	900 lm	600 lm	31 V	250 mA	7.5W	>90	3000K	50°
ILD75-7.5W-940-50	950 lm	650 lm	31 V	250 mA	7.5W	>90	4000K	50°

ILD75-11W 800-900 Lm nominal (CITIZEN LED)

Code	LED output	Module output	LED Voltage	LED Current	LED Power	CRI	CCT	BEAM
ILD75-11W-930-25	1200 lm	800 lm	31 V	350 mA	11W	>90	3000K	25°
ILD75-11W-940-25	1300 lm	850 lm	31 V	350 mA	11W	>90	4000K	25°
ILD75-11W-930-50	1200 lm	850 lm	31 V	350 mA	11W	>90	3000K	50°
ILD75-11W-940-50	1300 lm	900 lm	31 V	350 mA	11W	>90	4000K	50°

SPECIFICATIONS OVERVIEW:

Trim Finish	White, Black
Reflector	Matt Silver, White, Black
Colour Temperature	3000K, 4000K (others on request)
Beam Angle	30°, 50°
LED Power	9W, 13W
LED	CRI >90, L80 B10/50,000hr, <3SDCM
Controls	Non-Dim, Phase Dim, 1-10V, DALI
COI	Compliant (4000K only)
IP Rating	IP54
Warranty	5 Years



SPECIFICATIONS CODES:

ILD100-9W 850-1000 Lm nominal (CITIZEN LED)

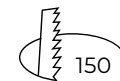
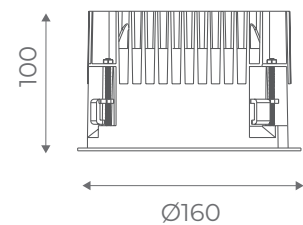
Code	LED output	Module output	LED Voltage	LED Current	LED Power	CRI	CCT	BEAM
ILD100-9W-930-30	1100 lm	950 lm	36 V	250 mA	9W	>90	3000K	30°
ILD100-9W-940-30	1200 lm	1000 lm	36 V	250 mA	9W	>90	4000K	30°
ILD100-9W-930-50	1100 lm	850 lm	36 V	250 mA	9W	>90	3000K	50°
ILD100-9W-940-50	1200 lm	900 lm	36 V	250 mA	9W	>90	4000K	50°

ILD100-13W 1100-1400 Lm nominal (CITIZEN LED)

Code	LED output	Module output	LED Voltage	LED Current	LED Power	CRI	CCT	BEAM
ILD100-13W-930-30	1500 lm	1300 lm	36 V	350 mA	13W	>90	3000K	30°
ILD100-13W-940-30	1600 lm	1400 lm	36 V	350 mA	13W	>90	4000K	30°
ILD100-13W-930-50	1500 lm	1100 lm	36 V	350 mA	13W	>90	3000K	50°
ILD100-13W-940-50	1600 lm	1200 lm	36 V	350 mA	13W	>90	4000K	50°

SPECIFICATIONS OVERVIEW:

Trim Finish	White, Black
Reflector	Matt Silver, White, Black
Colour Temperature	3000K, 4000K (others on request)
Beam Angle	30°, 60°
LED Power	18W, 25W
LED	CRI >90, L80 B10/50,000hr, <3SDCM
Controls	Non-Dim, Phase Dim, 1-10V, DALI
COI	Compliant (4000K only)
IP Rating	IP54
Warranty	5 Years



SPECIFICATIONS CODES:

ILD150-18W 1800-2200 Lm nominal (CITIZEN LED)

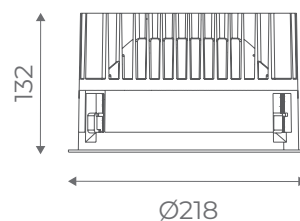
Code	LED output	Module output	LED Voltage	LED Current	LED Power	CRI	CCT	BEAM
ILD150-18W-930-30	2400 lm	2000 lm	36 V	500 mA	18W	>90	3000K	30°
ILD150-18W-940-30	2600 lm	2200 lm	36 V	500 mA	18W	>90	4000K	30°
ILD150-18W-930-60	2400 lm	1800 lm	36 V	500 mA	18W	>90	3000K	60°
ILD150-18W-940-60	2600 lm	1900 lm	36 V	500 mA	18W	>90	4000K	60°

ILD150-25W 2300-2900 Lm nominal (CITIZEN LED)

Code	LED output	Module output	LED Voltage	LED Current	LED Power	CRI	CCT	BEAM
ILD150-25W-930-30	3300 lm	2700 lm	36 V	700 mA	25W	>90	3000K	30°
ILD150-25W-940-30	3500 lm	2900 lm	36 V	700 mA	25W	>90	4000K	30°
ILD150-25W-930-60	3300 lm	2300 lm	36 V	700 mA	25W	>90	3000K	60°
ILD150-25W-940-60	3500 lm	2500 lm	36 V	700 mA	25W	>90	4000K	60°

SPECIFICATIONS OVERVIEW:

Trim Finish	White, Black
Reflector	Matt Silver, White, Black
Colour Temperature	3000K, 4000K (others on request)
Beam Angle	18°, 30°, 60°
LED Power	25W, 38W, 52W
LED	CRI >90, L80 B10/50,000hr, <3SDCM
Controls	Non-Dim, Phase Dim, 1-10V, DALI
COI	Compliant (25W, 4000K only)
IP Rating	IP54
Warranty	5 Years



SPECIFICATIONS CODES:

ILD200-25W 2400-3000 Lm nominal (CITIZEN LED)

Code	LED output	Module output	LED Voltage	LED Current	LED Power	CRI	CCT	BEAM
ILD200-25W-930-18	3300 lm	2650 lm	36 V	700 mA	25W	>90	3000K	18°
ILD200-25W-940-18	3400 lm	2850 lm	36 V	700 mA	25W	>90	4000K	18°
ILD200-25W-930-30	3300 lm	2850 lm	36 V	700 mA	25W	>90	3000K	30°
ILD200-25W-940-30	3400 lm	3000 lm	36 V	700 mA	25W	>90	4000K	30°
ILD200-25W-930-60	3300 lm	2400 lm	36 V	700 mA	25W	>90	3000K	60°
ILD200-25W-940-60	3400 lm	2550 lm	36 V	700 mA	25W	>90	4000K	60°

SPECIFICATIONS CODES CONTINUE OVERLEAF...

ILD200-38W 3350-4150 Lm nominal (CITIZEN LED)

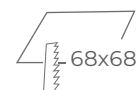
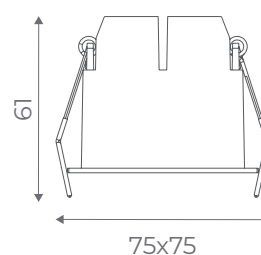
Code	LED output	Module output	LED Voltage	LED Current	LED Power	CRI	CCT	BEAM
ILD200-38W-930-18	4600 lm	3700 lm	36 V	1050 mA	38W	>90	3000K	18°
ILD200-38W-940-18	4800 lm	3900 lm	36 V	1050 mA	38W	>90	4000K	18°
ILD200-38W-930-30	4600 lm	3900 lm	36 V	1050 mA	38W	>90	3000K	30°
ILD200-38W-940-30	4800 lm	4150 lm	36 V	1050 mA	38W	>90	4000K	30°
ILD200-38W-930-60	4600 lm	3350 lm	36 V	1050 mA	38W	>90	3000K	60°
ILD200-38W-940-60	4800 lm	3500 lm	36 V	1050 mA	38W	>90	4000K	60°

ILD200-52W 4200-5050 Lm nominal (CITIZEN LED)

Code	LED output	Module output	LED Voltage	LED Current	LED Power	CRI	CCT	BEAM
ILD200-52W-930-18	5600 lm	4650 lm	36 V	1400 mA	52W	>90	3000K	18°
ILD200-52W-940-18	5800 lm	4800 lm	36 V	1400 mA	52W	>90	4000K	18°
ILD200-52W-930-30	5600 lm	4850 lm	36 V	1400 mA	52W	>90	3000K	30°
ILD200-52W-940-30	5800 lm	5050 lm	36 V	1400 mA	52W	>90	4000K	30°
ILD200-52W-930-60	5600 lm	4200 lm	36 V	1400 mA	52W	>90	3000K	60°
ILD200-52W-940-60	5800 lm	4350 lm	36 V	1400 mA	52W	>90	4000K	60°

SPECIFICATIONS OVERVIEW:

Trim Finish	White, Black
Reflector	Matt Silver, White, Black
Colour Temperature	3000K, 4000K (others on request)
Beam Angle	25°, 60°
LED Power	7.5W, 11W
LED	CRI >90, L80 B10/50,000hr, <3SDCM
Controls	Non-Dim, Phase Dim, 1-10V, DALI
IP Rating	IP54
Warranty	5 Years



SPECIFICATIONS CODES:

ILDSQ65-7.5W 600-650 Lm nominal (CITIZEN LED)

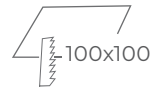
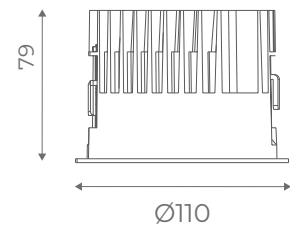
Code	LED output	Module output	LED Voltage	LED Current	LED Power	CRI	CCT	BEAM
ILD75-7.5W-930-25	900 lm	600 lm	31 V	250 mA	7.5W	>90	3000K	25°
ILD75-7.5W-940-25	950 lm	650 lm	31 V	250 mA	7.5W	>90	4000K	25°
ILD75-7.5W-930-60	900 lm	600 lm	31 V	250 mA	7.5W	>90	3000K	60°
ILD75-7.5W-940-60	950 lm	650 lm	31 V	250 mA	7.5W	>90	4000K	60°

ILDSQ65-11W 800-900 Lm nominal (CITIZEN LED)

Code	LED output	Module output	LED Voltage	LED Current	LED Power	CRI	CCT	BEAM
ILD75-11W-930-25	1200 lm	800 lm	31 V	350 mA	11W	>90	3000K	25°
ILD75-11W-940-25	1300 lm	850 lm	31 V	350 mA	11W	>90	4000K	25°
ILD75-11W-930-60	1200 lm	850 lm	31 V	350 mA	11W	>90	3000K	60°
ILD75-11W-940-60	1300 lm	900 lm	31 V	350 mA	11W	>90	4000K	60°

SPECIFICATIONS OVERVIEW:

Trim Finish	White, Black
Reflector	Matt Silver, White, Black
Colour Temperature	3000K, 4000K (others on request)
Beam Angle	60°
LED Power	9W, 13W
LED	CRI >90, L80 B10/50,000hr, <3SDCM
Controls	Non-Dim, Phase Dim, 1-10V, DALI
IP Rating	IP54
Warranty	5 Years



SPECIFICATIONS CODES:

ILDSQ100-9W 850-1000 Lm nominal (CITIZEN LED)

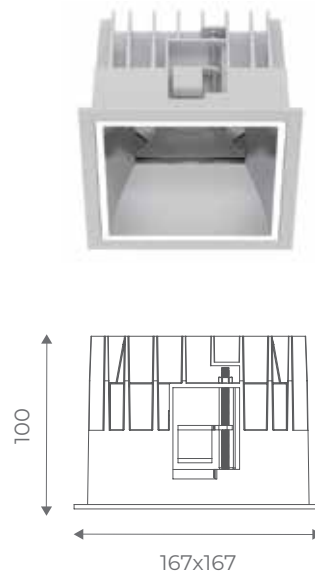
Code	LED output	Module output	LED Voltage	LED Current	LED Power	CRI	CCT	BEAM
ILDSQ100-9W-930-60	1100 lm	850 lm	36 V	250 mA	9W	>90	3000K	60°
ILDSQ100-9W-940-60	1200 lm	900 lm	36 V	250 mA	9W	>90	4000K	60°

ILDSQ100-13W 1100-1400 Lm nominal (CITIZEN LED)

Code	LED output	Module output	LED Voltage	LED Current	LED Power	CRI	CCT	BEAM
ILDSQ100-13W-930-60	1500 lm	1100 lm	36 V	350 mA	13W	>90	3000K	60°
ILDSQ100-13W-940-60	1600 lm	1200 lm	36 V	350 mA	13W	>90	4000K	60°

SPECIFICATIONS OVERVIEW:

Trim Finish	White, Black
Reflector	Matt Silver, White, Black
Colour Temperature	3000K, 4000K (others on request)
Beam Angle	70°
LED Power	18W, 25W
LED	CRI >90, L80 B10/50,000hr, <3SDCM
Controls	Non-Dim, Phase Dim, 1-10V, DALI
IP Rating	IP54
Warranty	5 Years



SPECIFICATIONS CODES:

ILDSQ150-18W 1800-2200 Lm nominal (CITIZEN LED)

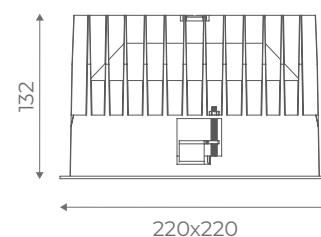
Code	LED output	Module output	LED Voltage	LED Current	LED Power	CRI	CCT	BEAM
ILDSQ150-18W-930-70	2400 lm	1800 lm	36 V	500 mA	18W	>90	3000K	70°
ILDSQ150-18W-940-70	2600 lm	1900 lm	36 V	500 mA	18W	>90	4000K	70°

ILDSQ150-25W 2300-2900 Lm nominal (CITIZEN LED)

Code	LED output	Module output	LED Voltage	LED Current	LED Power	CRI	CCT	BEAM
ILDSQ150-25W-930-70	3300 lm	2300 lm	36 V	700 mA	25W	>90	3000K	70°
ILDSQ150-25W-940-70	3500 lm	2500 lm	36 V	700 mA	25W	>90	4000K	70°

SPECIFICATIONS OVERVIEW:

Trim Finish	White, Black
Reflector	Matt Silver, White, Black
Colour Temperature	3000K, 4000K (others on request)
Beam Angle	70°
LED Power	25W, 38W
LED	CRI >90, L80 B10/50,000hr, <3SDCM
Controls	Non-Dim, Phase Dim, 1-10V, DALI
IP Rating	IP54
Warranty	5 Years



SPECIFICATIONS CODES:

ILDSQ200-25W 1900-2100 Lm nominal (CITIZEN LED)

Code	LED output	Module output	LED Voltage	LED Current	LED Power	CRI	CCT	BEAM
ILDSQ200-25W-930-70	2600 lm	1900 lm	36 V	700 mA	25W	>90	3000K	70°
ILDSQ200-25W-940-70	2800 lm	2100 lm	36 V	700 mA	25W	>90	4000K	70°

ILDSQ200-38W 2700-3000 Lm nominal (CITIZEN LED)

Code	LED output	Module output	LED Voltage	LED Current	LED Power	CRI	CCT	BEAM
ILDSQ200-38W-930-70	3700 lm	2700 lm	36 V	1050 mA	38W	>90	3000K	70°
ILDSQ200-38W-940-70	3900 lm	3000 lm	36 V	1050 mA	38W	>90	4000K	70°

ILLURE