

Order options

SYSTEM POWER

28W  
42W

COLOUR TEMPERATURE

3000K  
4000K

COLOUR RENDERING INDEX

CRI80  
CRI90

ELECTRICAL

Non-Dim  
Phase Dim  
1-10V  
DALI

LENS



70° Beam

REFLECTOR



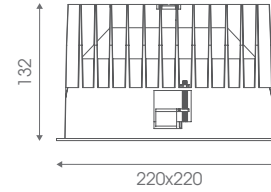
Matt

White

Black

ILDSQ200

3000K  
(Standard)



IP54 UGR <19

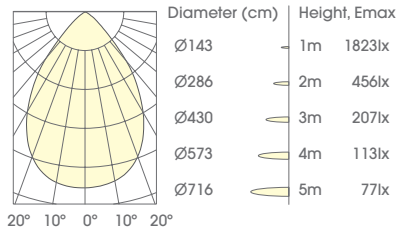


Light distribution for 3000K

25W 2200 lm – 2400 lm



ILDSQ200-25W-830  
ILDSQ200-25W-840



Specification Details

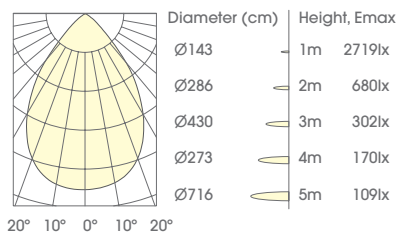
ILDSQ200-25W 2200-2400 Lm (CITIZEN LED)

Code	LED output	Module output	LED Voltage	LED Current	LED Power	System Power	CRI	CCT	BEAM
ILDSQ200-25W-830	3000 lm	2200 lm	36 V	700 mA	25 W	28 W	80	3000K	70°
ILDSQ200-25W-840	3200 lm	2400 lm	36 V	700 mA	25 W	28 W	80	4000K	70°

38W 3200 lm – 3400 lm



ILDSQ200-38W-830  
ILDSQ200-38W-840



Specification Details

ILDSQ200-38W 3200-3400 Lm (CITIZEN LED)

Code	LED output	Module output	LED Voltage	LED Current	LED Power	System Power	CRI	CCT	BEAM
ILDSQ200-38W-830	4300 lm	3200 lm	36 V	1050 mA	38 W	42 W	80	3000K	70°
ILDSQ200-38W-840	4500 lm	3400 lm	36 V	1050 mA	38 W	42 W	80	4000K	70°