

Specification options

SYSTEM POWER

9W
13W

COLOUR TEMPERATURE

2700K
3000K
4000K

COLOUR RENDERING INDEX

CRI 90

ELECTRICAL

Non-Dim
phase DIM
1-10V
DALI

LENS



PRIMARY REFLECTOR



TRIM



TRIMLESS



ANTI-GLARE ACCESSORY

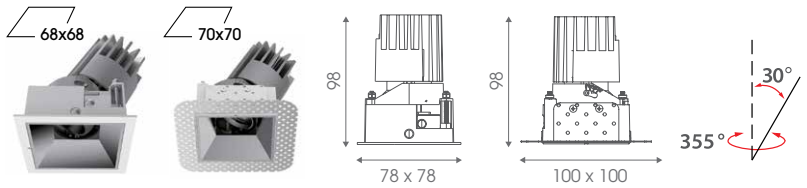


SECONDARY REFLECTOR



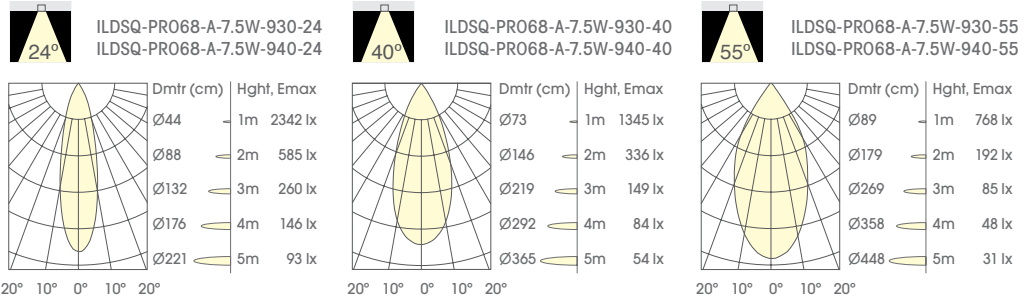
ILDSQ-PRO68A

3000K
(Standard)



Light distribution for 3000K

7.5W 600lm - 650lm

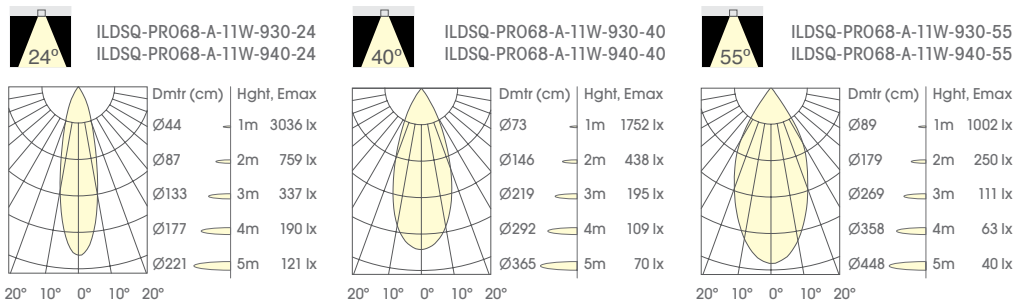


Specification Information

ILDSQ-PRO68A 7.5W 600-650 lm

ILDSQ-PRO-ADJUSTABLE	LED Output	Module Output	LED Voltage	LED Current	LED Power	System Power	CRI	CCT	BEAM
ILDSQ-PRO68-A-7.5W-930-24	850lm	600lm	31V	250mA	7.5W	9W	90	3000K	24°
ILDSQ-PRO68-A-7.5W-940-24	900lm	850lm	31V	250mA	7.5W	9W	90	4000K	24°
ILDSQ-PRO68-A-7.5W-930-40	850lm	600lm	31V	250mA	7.5W	9W	90	3000K	40°
ILDSQ-PRO68-A-7.5W-940-40	900lm	850lm	31V	250mA	7.5W	9W	90	4000K	40°
ILDSQ-PRO68-A-7.5W-930-55	850lm	600lm	31V	250mA	7.5W	9W	90	3000K	55°
ILDSQ-PRO68-A-7.5W-940-55	900lm	850lm	31V	250mA	7.5W	9W	90	4000K	55°

11W 800lm - 850lm



Specification Information

ILDSQ-PRO68A 11W 800-850 lm

ILDSQ-PRO-ADJUSTABLE	LED Output	Module Output	LED Voltage	LED Current	LED Power	System Power	CRI	CCT	BEAM
ILDSQ-PRO68-A-11W-930-24	1100lm	800lm	31V	350mA	11W	13W	90	3000K	24°
ILDSQ-PRO68-A-11W-940-24	1200lm	850lm	31V	350mA	11W	13W	90	4000K	24°
ILDSQ-PRO68-A-11W-930-40	1100lm	800lm	31V	350mA	11W	13W	90	3000K	40°
ILDSQ-PRO68-A-11W-940-40	1200lm	850lm	31V	350mA	11W	13W	90	4000K	40°
ILDSQ-PRO68-A-11W-930-55	1100lm	800lm	31V	350mA	11W	13W	90	3000K	55°
ILDSQ-PRO68-A-11W-940-55	1200lm	850lm	31V	350mA	11W	13W	90	4000K	55°