

Specification options

SYSTEM POWER

28W
42W

COLOUR TEMPERATURE

2700K
3000K
4000K

COLOUR RENDERING INDEX

CRI 90

ELECTRICAL

Non-Dim
phase DIM
1-10V
DALI

PRIMARY REFLECTOR



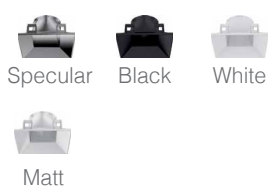
TRIM



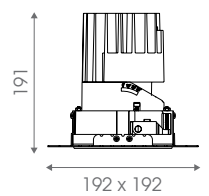
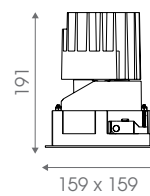
TRIMLESS



SECONDARY REFLECTOR



ILDSQ-PRO150F

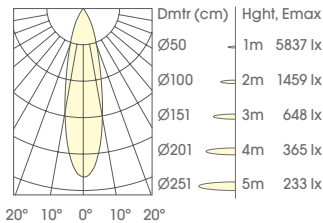


Light distribution for 3000K

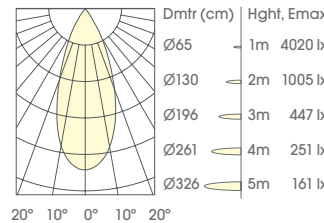
25W 1900lm-2000lm



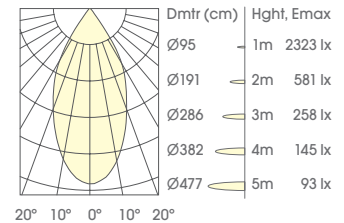
ILDSQ-PRO150-F-25W-930-28
ILDSQ-PRO150-F-25W-940-28



ILDSQ-PRO150-F-25W-930-32
ILDSQ-PRO150-F-25W-940-32



ILDSQ-PRO150-F-25W-930-50
ILDSQ-PRO150-F-25W-940-50



Specification Information

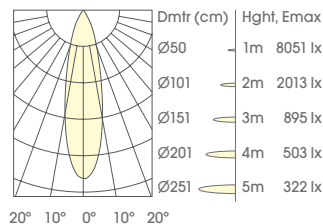
ILDSQ-PRO150F 25W 1900-2000 lm

ILDSQ-PRO-FIXED	LED Output	Module Output	LED Voltage	LED Current	LED Power	System Power	CRI	CCT	BEAM
ILDSQ-PRO150-F-25W-930-28	2700lm	1900lm	36V	700mA	25W	28W	90	3000K	28°
ILDSQ-PRO150-F-25W-940-28	2800lm	2000lm	36V	700mA	25W	28W	90	4000K	28°
ILDSQ-PRO150-F-25W-930-32	2700lm	1900lm	36V	700mA	25W	28W	90	3000K	32°
ILDSQ-PRO150-F-25W-940-32	2800lm	2000lm	36V	700mA	25W	28W	90	4000K	32°
ILDSQ-PRO150-F-25W-930-50	2700lm	1900lm	36V	700mA	25W	28W	90	3000K	50°
ILDSQ-PRO150-F-25W-940-50	2800lm	2000lm	36V	700mA	25W	28W	90	4000K	50°

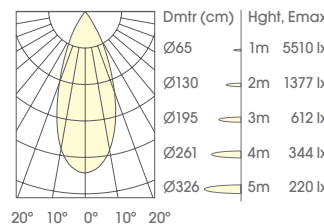
38W 2700lm-2900lm



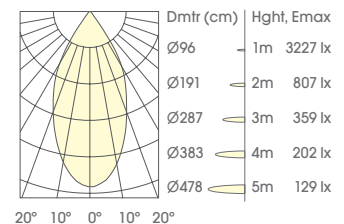
ILDSQ-PRO150-F-38W-930-28
ILDSQ-PRO150-F-38W-940-28



ILDSQ-PRO150-F-38W-930-32
ILDSQ-PRO150-F-38W-940-32



ILDSQ-PRO150-F-38W-930-50
ILDSQ-PRO150-F-38W-940-50



Specification Information

ILDSQ-PRO150F 38W 2700-2900 lm

ILDSQ-PRO-FIXED	LED Output	Module Output	LED Voltage	LED Current	LED Power	System Power	CRI	CCT	BEAM
ILDSQ-PRO150-F-38W-930-28	3700lm	2700lm	36V	1050mA	38W	42W	90	3000K	28°
ILDSQ-PRO150-F-38W-940-28	3900lm	2900lm	36V	1050mA	38W	42W	90	4000K	28°
ILDSQ-PRO150-F-38W-930-32	3700lm	2700lm	36V	1050mA	38W	42W	90	3000K	32°
ILDSQ-PRO150-F-38W-940-32	3900lm	2900lm	36V	1050mA	38W	42W	90	4000K	32°
ILDSQ-PRO150-F-38W-930-50	3700lm	2700lm	36V	1050mA	38W	42W	90	3000K	50°
ILDSQ-PRO150-F-38W-940-50	3900lm	2900lm	36V	1050mA	38W	42W	90	4000K	50°