

Specification options

SYSTEM POWER

28W
42W

COLOUR TEMPERATURE

2700K
3000K
4000K

COLOUR RENDERING INDEX

CRI 90

ELECTRICAL

Non-DIM
phase DIM
1-10V
DALI

PRIMARY REFLECTOR



20° Beam 35° Beam



50° Beam

TRIM



Standard

TRIMLESS



TL Version

ANTI-GLARE ACCESSORY



Honeycomb Louvre

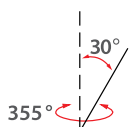
SECONDARY REFLECTOR



Matt Black White



Specular



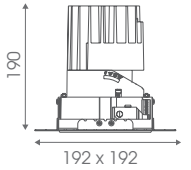
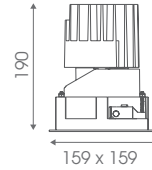
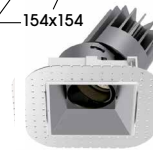
ILDSQ-PRO150A

3000K
(Standard)

147x147



154x154

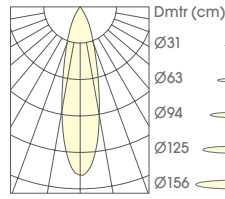


Light distribution for 3000K

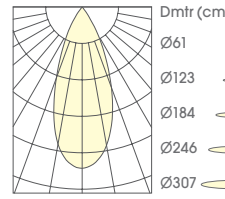
25W 1800lm - 1900lm



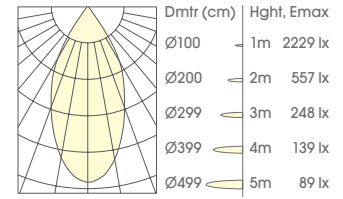
ILDSQ-PRO150-A-25W-930-20
ILDSQ-PRO150-A-25W-940-20



ILDSQ-PRO150-A-25W-930-35
ILDSQ-PRO150-A-25W-940-35



ILDSQ-PRO150-A-25W-930-50
ILDSQ-PRO150-A-25W-940-50



Specification Information

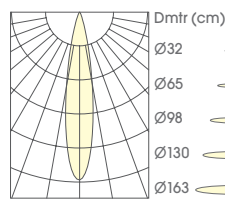
ILDSQ-PRO150A 25W 1800-1900 lm

ILDSQ-PRO-ADJUSTABLE	LED Output	Module Output	LED Voltage	LED Current	LED Power	System Power	CRI	CCT	BEAM
ILDSQ-PRO150-A-25W-930-20	2700lm	1800lm	36V	700mA	25W	28W	90	3000K	20°
ILDSQ-PRO150-A-25W-940-20	2800lm	1900lm	36V	700mA	25W	28W	90	4000K	20°
ILDSQ-PRO150-A-25W-930-35	2700lm	1800lm	36V	700mA	25W	28W	90	3000K	35°
ILDSQ-PRO150-A-25W-940-35	2800lm	1900lm	36V	700mA	25W	28W	90	4000K	35°
ILDSQ-PRO150-A-25W-930-50	2700lm	1800lm	36V	700mA	25W	28W	90	3000K	50°
ILDSQ-PRO150-A-25W-940-50	2800lm	1900lm	36V	700mA	25W	28W	90	4000K	50°

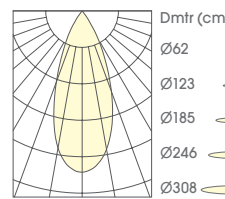
38W 2500lm - 2700lm



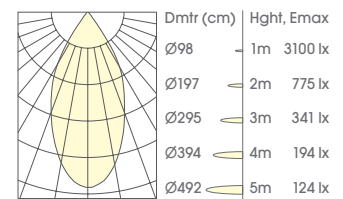
ILDSQ-PRO150-A-38W-930-20
ILDSQ-PRO150-A-38W-940-20



ILDSQ-PRO150-A-38W-930-35
ILDSQ-PRO150-A-38W-940-35



ILDSQ-PRO150-A-38W-930-50
ILDSQ-PRO150-A-38W-940-50



Specification Information

ILDSQ-PRO150A 38W 2500-2700 lm

ILDSQ-PRO-ADJUSTABLE	LED Output	Module Output	LED Voltage	LED Current	LED Power	System Power	CRI	CCT	BEAM
ILDSQ-PRO150-A-38W-930-20	3700lm	2500lm	36V	1050mA	38W	42W	90	3000K	20°
ILDSQ-PRO150-A-38W-940-20	3900lm	2700lm	36V	1050mA	38W	42W	90	4000K	20°
ILDSQ-PRO150-A-38W-930-35	3700lm	2500lm	36V	1050mA	38W	42W	90	3000K	35°
ILDSQ-PRO150-A-38W-940-35	3900lm	2700lm	36V	1050mA	38W	42W	90	4000K	35°
ILDSQ-PRO150-A-38W-930-50	3700lm	2500lm	36V	1050mA	38W	42W	90	3000K	50°
ILDSQ-PRO150-A-38W-940-50	3900lm	2700lm	36V	1050mA	38W	42W	90	4000K	50°