

Specification options

SYSTEM POWER

6W

COLOUR TEMPERATURE

2700K  
3000K  
4000K

COLOUR RENDERING INDEX

CRI 90

ELECTRICAL

Non-DIM

LENS



18° Beam 24° Beam 35° Beam



50° Beam

ANTI-GLARE ACCESSORY

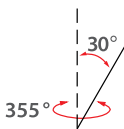


Honeycomb Louvre

SECONDARY REFLECTOR

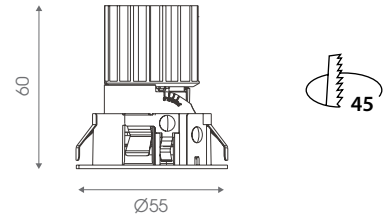


Matt Black White



ILD-PRO45A

3000K  
(Standard)

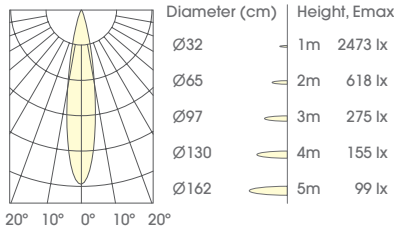


Light distribution for 3000K

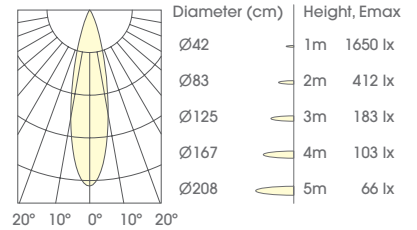
4W 350lm - 380lm



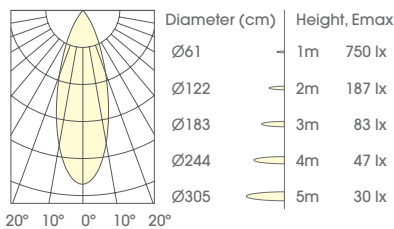
ILD-PRO45-A-4W-930-18  
ILD-PRO45-A-4W-940-18



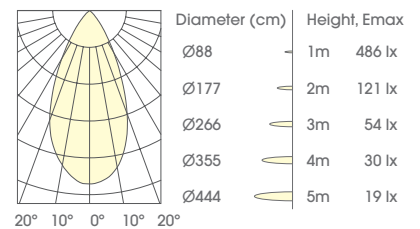
ILD-PRO45-A-4W-930-24  
ILD-PRO45-A-4W-940-24



ILD-PRO45-A-4W-930-35  
ILD-PRO45-A-4W-940-35



ILD-PRO45-A-4W-930-50  
ILD-PRO45-A-4W-940-50



Specification Information

ILD-PRO45A 4W 350-380 lm

ILD-PRO-ADJUSTABLE	LED Output	Module Output	LED Voltage	LED Current	LED Power	System Power	CRI	CCT	BEAM
ILD-PRO45-A-4W-930-18	500lm	350lm	12V	350mA	4W	6W	90	3000K	18°
ILD-PRO45-A-4W-940-18	550lm	380lm	12V	350mA	4W	6W	90	4000K	18°
ILD-PRO45-A-4W-930-24	500lm	350lm	12V	350mA	4W	6W	90	3000K	24°
ILD-PRO45-A-4W-940-24	550lm	380lm	12V	350mA	4W	6W	90	4000K	24°
ILD-PRO45-A-4W-930-35	500lm	350lm	12V	350mA	4W	6W	90	3000K	35°
ILD-PRO45-A-4W-940-35	550lm	380lm	12V	350mA	4W	6W	90	4000K	35°
ILD-PRO45-A-4W-930-50	500lm	350lm	12V	350mA	4W	6W	90	3000K	50°
ILD-PRO45-A-4W-940-50	550lm	380lm	12V	350mA	4W	6W	90	4000K	50°